


# *Bruneau-Grand View*

JOINT SCHOOL DISTRICT #365



September 12, 2023  
(7:00 PM @ Rimrock, Room 102)





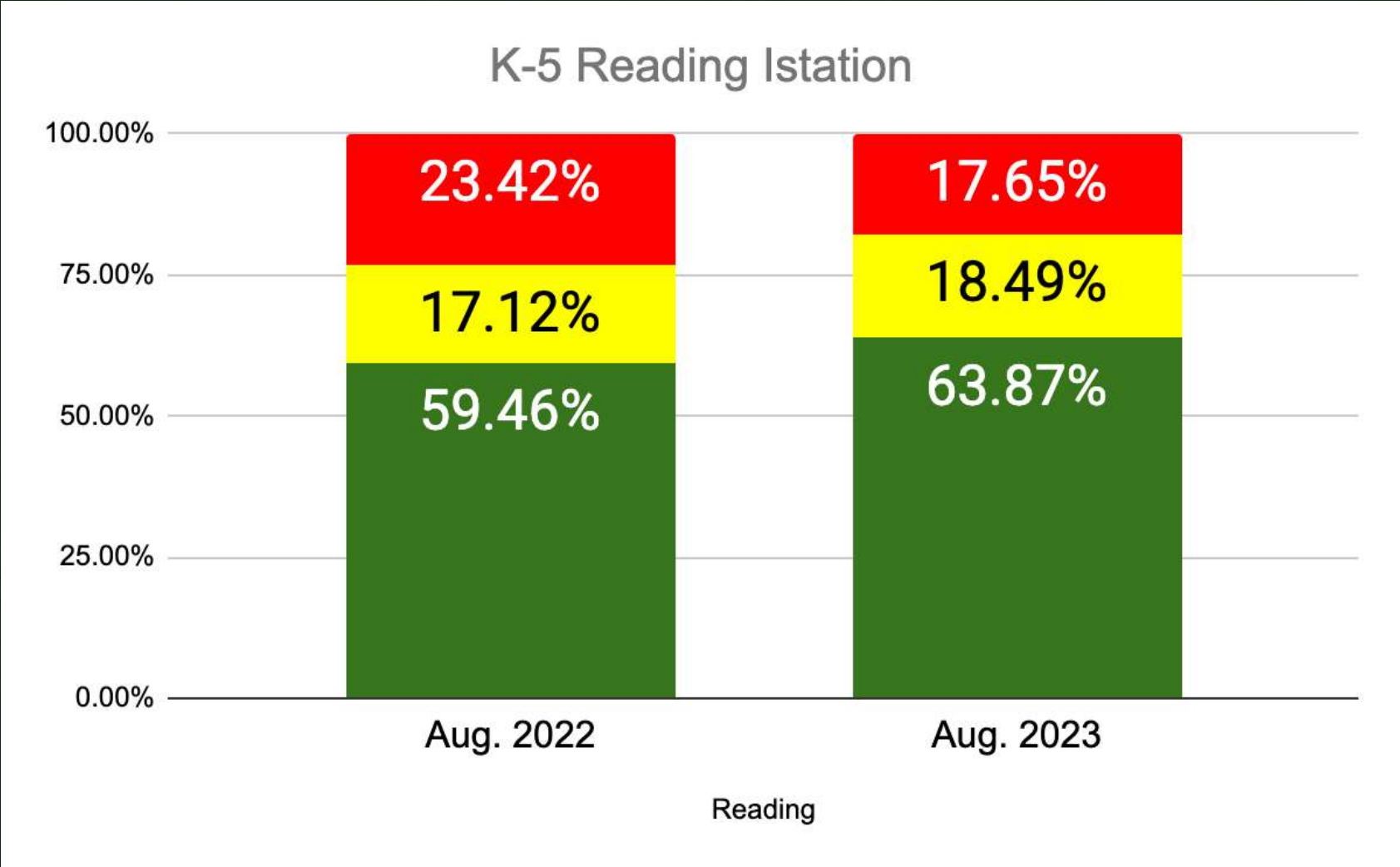
*Bruneau-Grand View*  
JOINT SCHOOL DISTRICT #365

# Principal Report

*Mr. Alex Meyers*



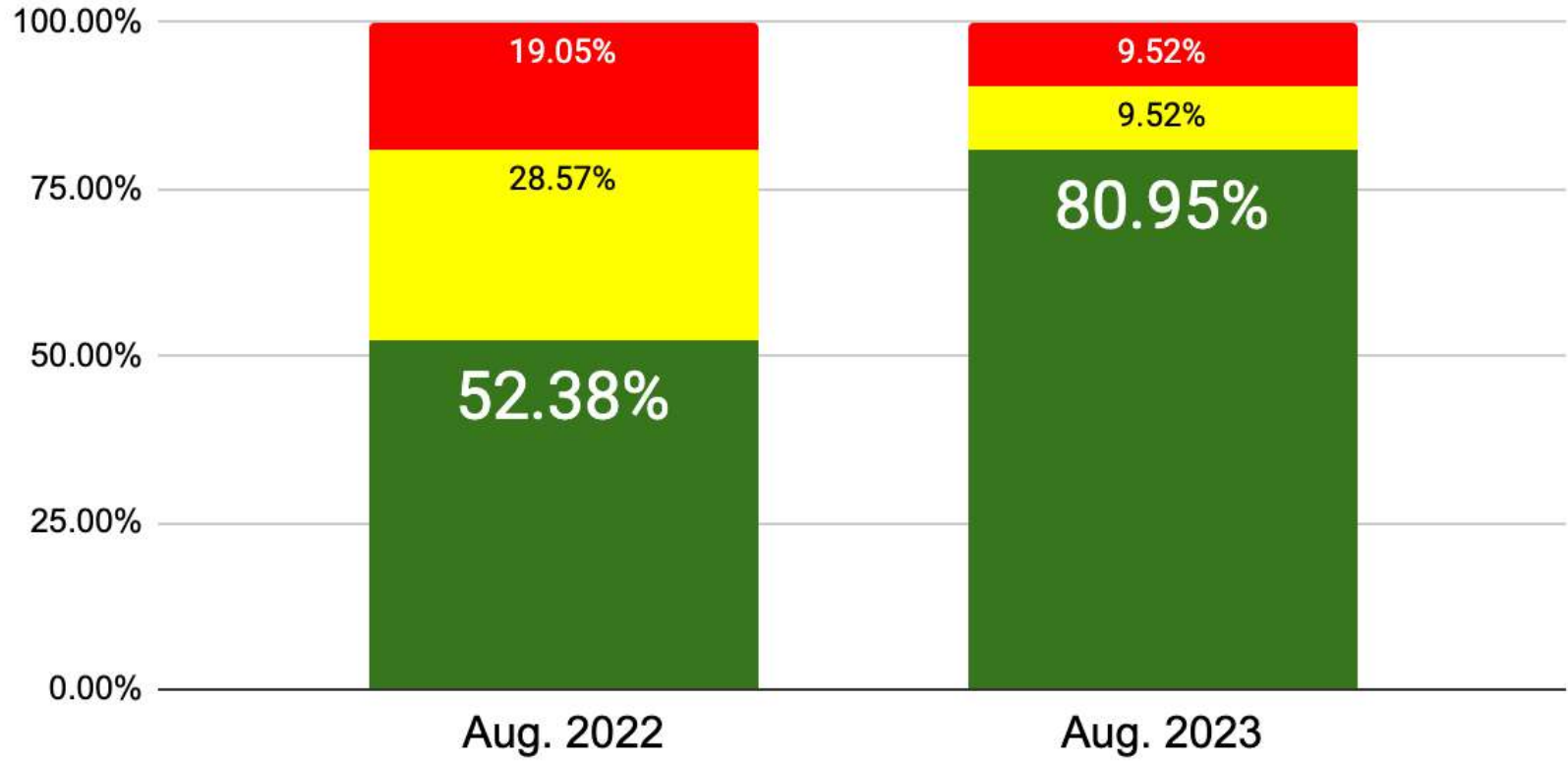
# K-5 Reading





# Kindergarten

K Reading Istation

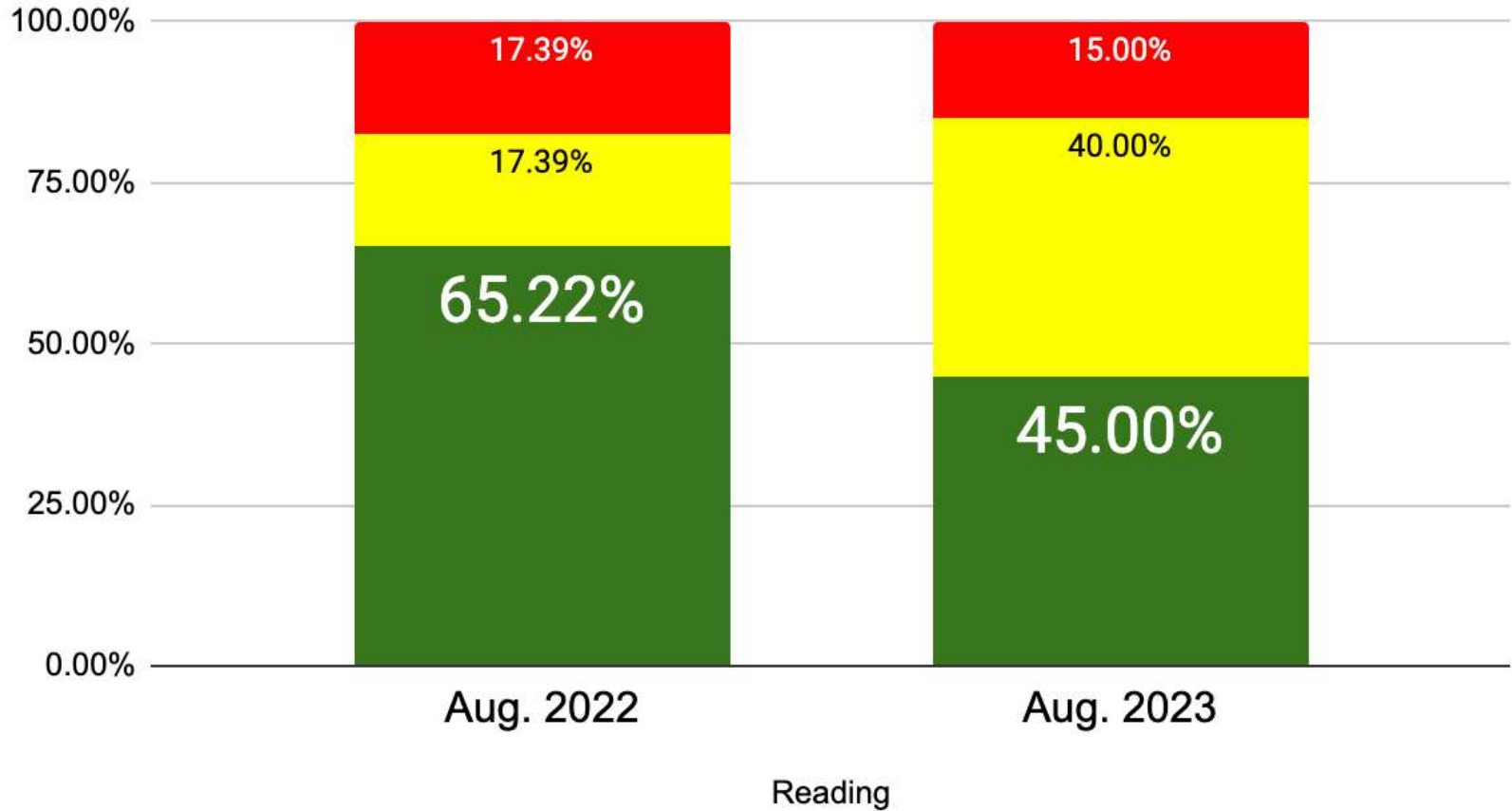


Reading



# 1st Grade

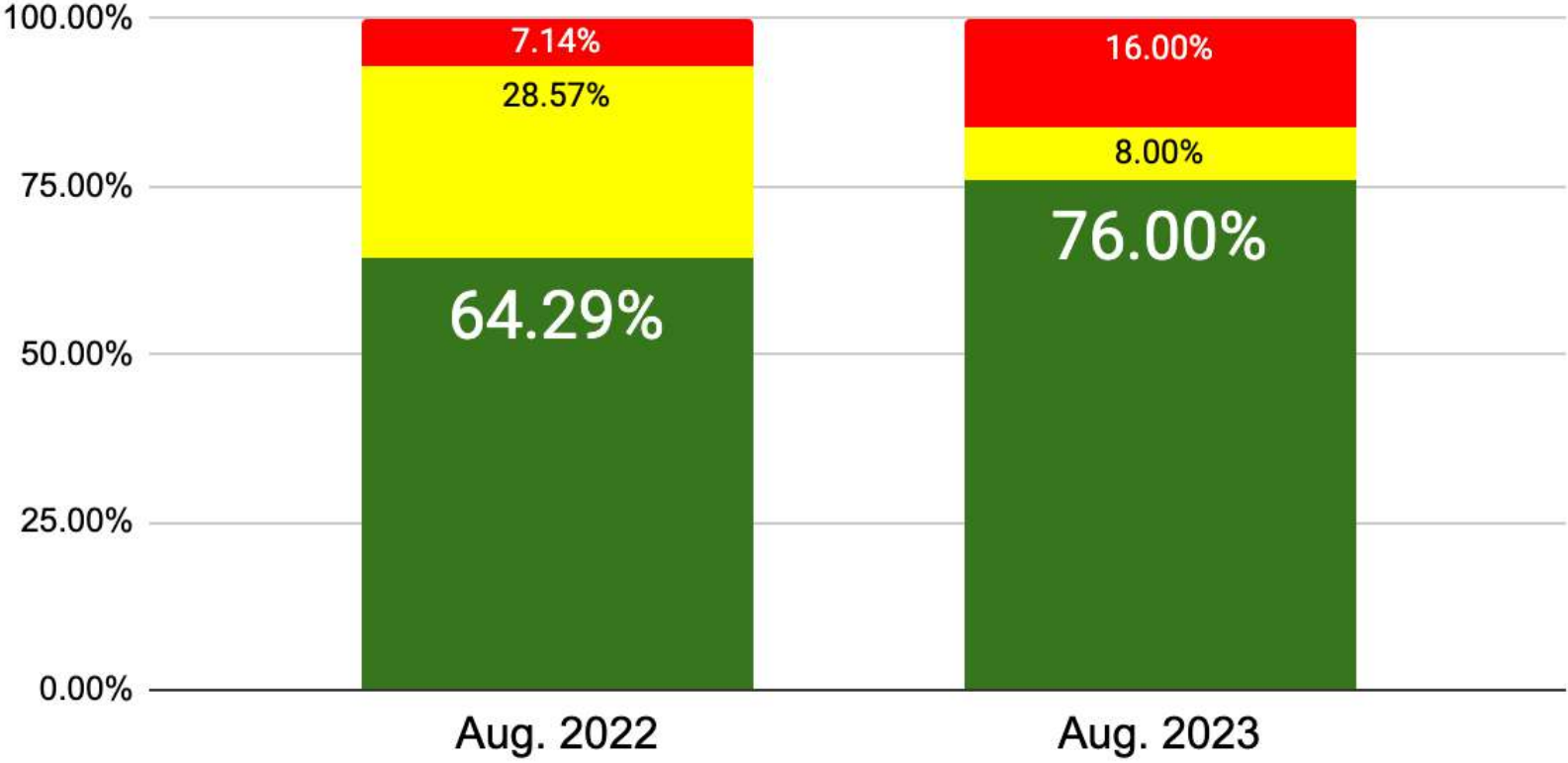
1st Reading Istation





# 2nd Grade

2nd Reading Istation

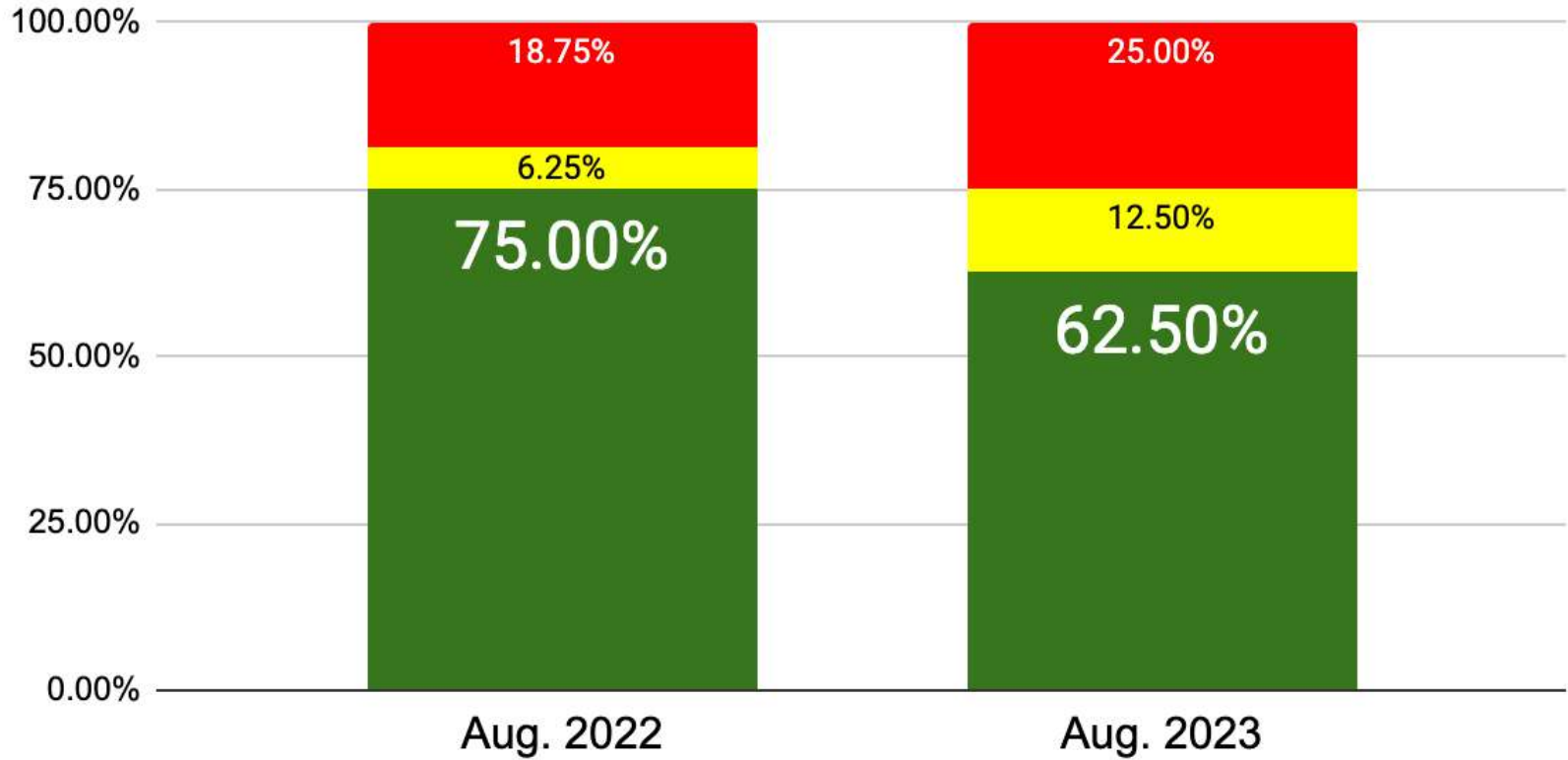


Reading



# 3rd Grade

3rd Reading Istation

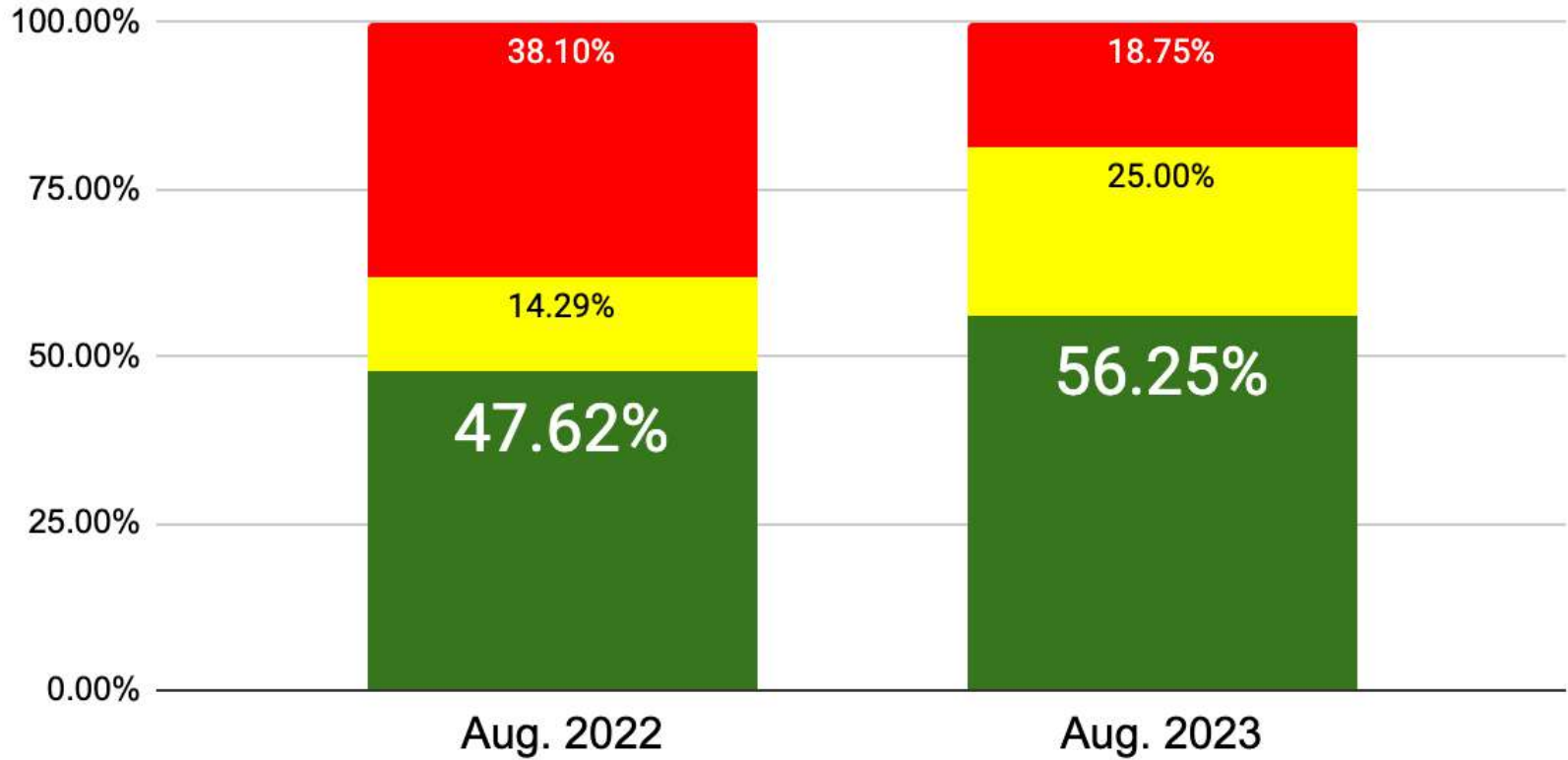


Reading



# 4th Grade

4th Reading Istation



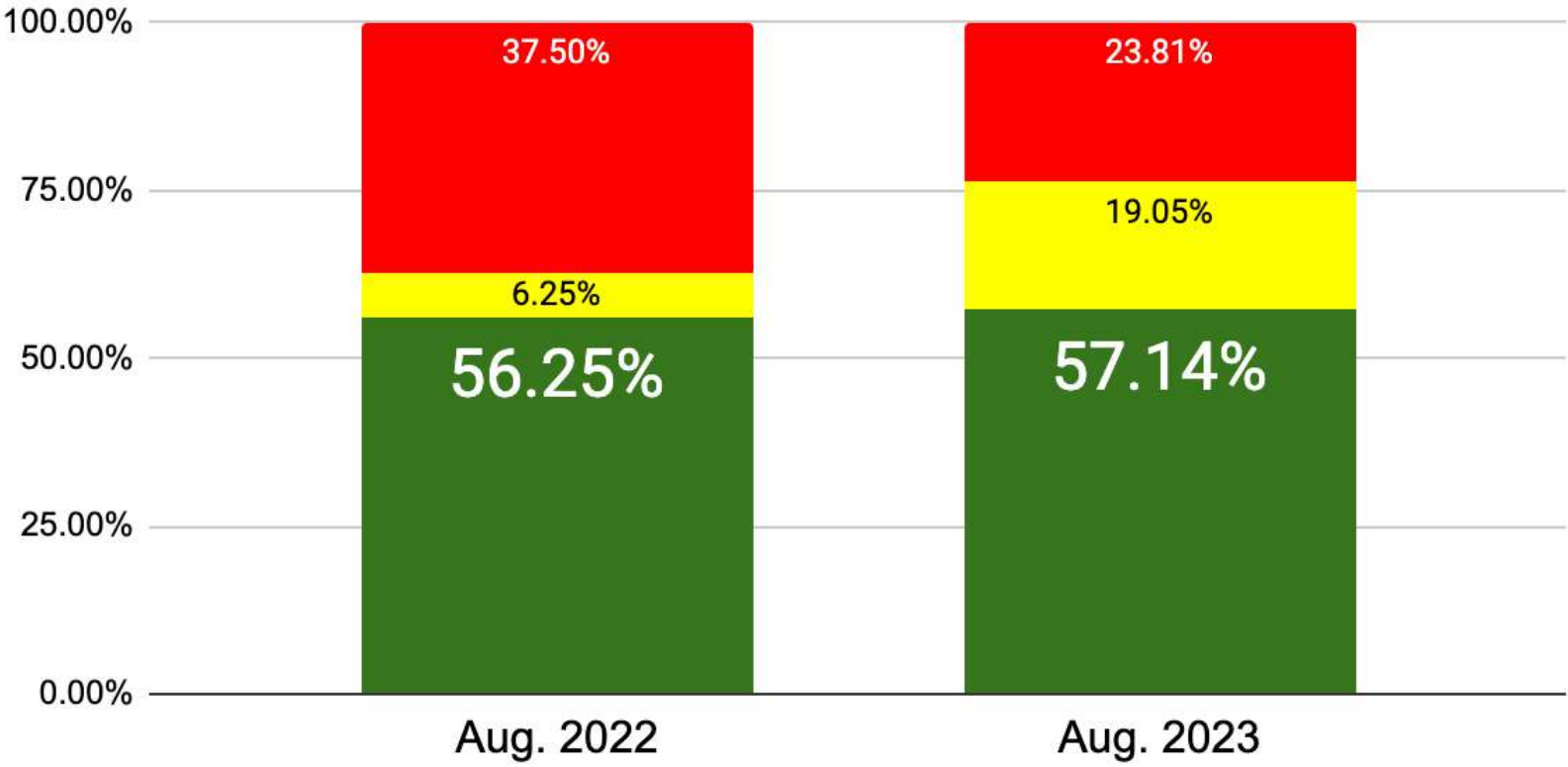
Reading





# 5th Grade

5th Reading Istation

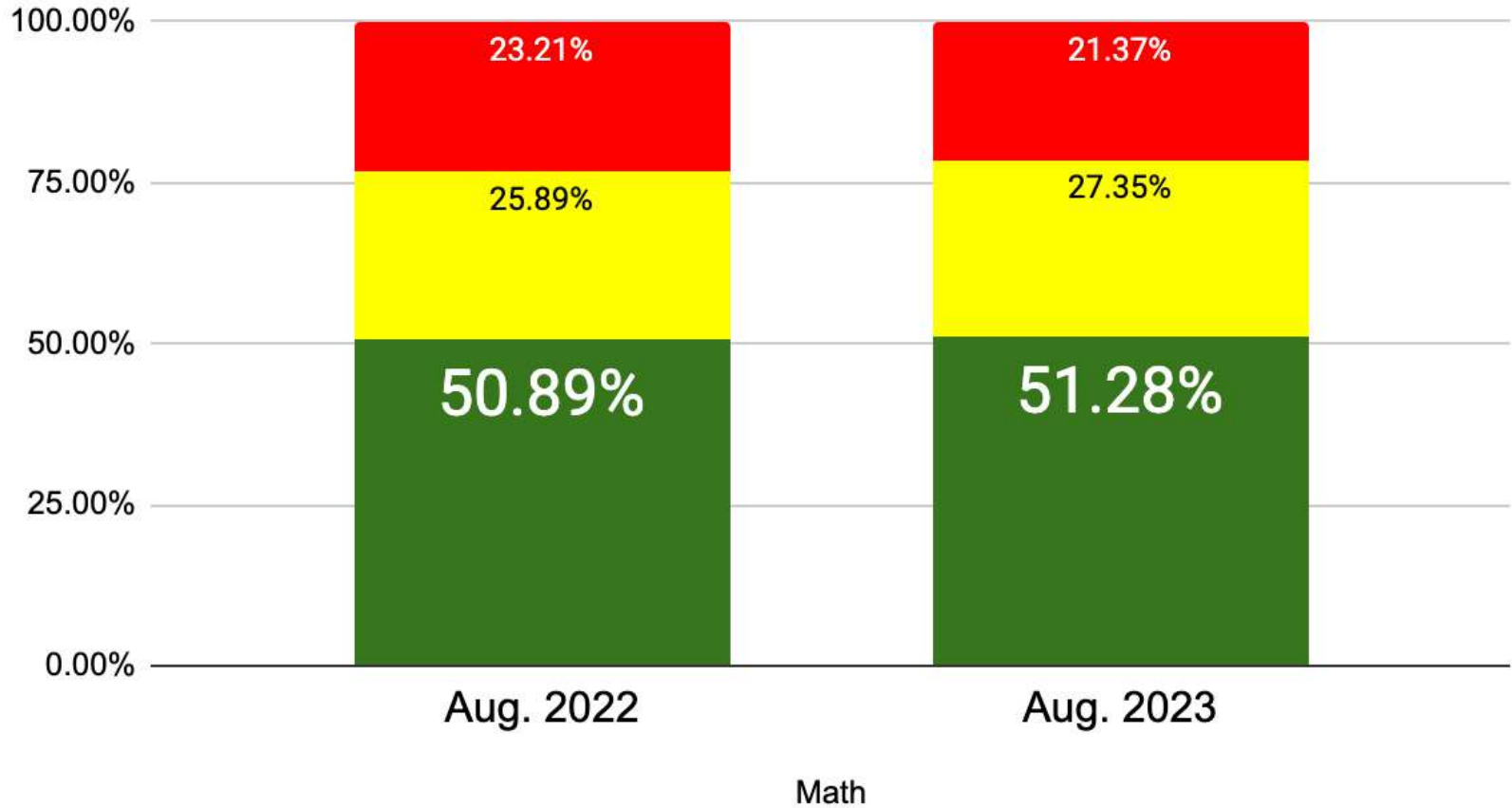


Reading



# K-5 Math

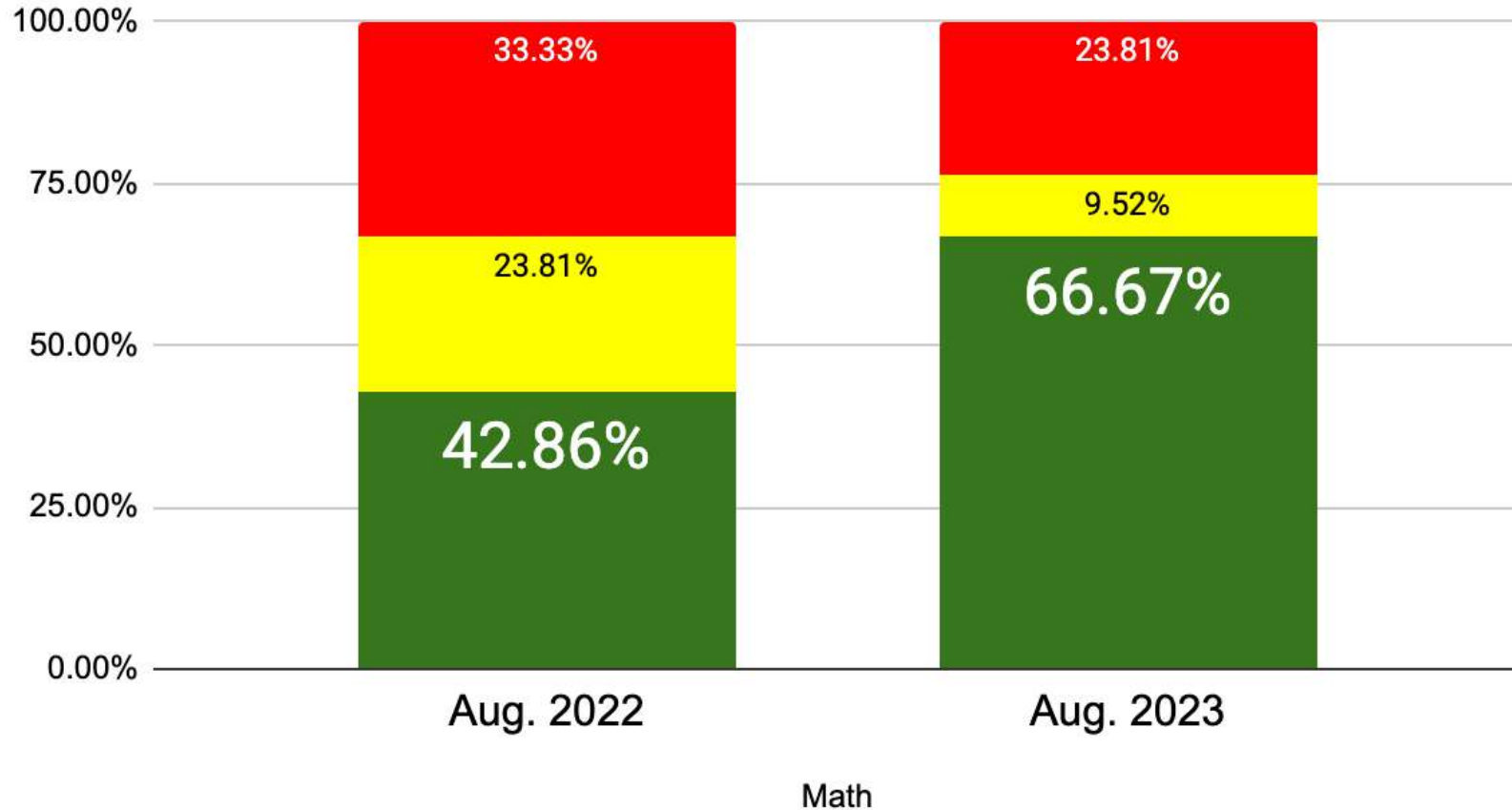
K-5 Math Istation





# Kindergarten

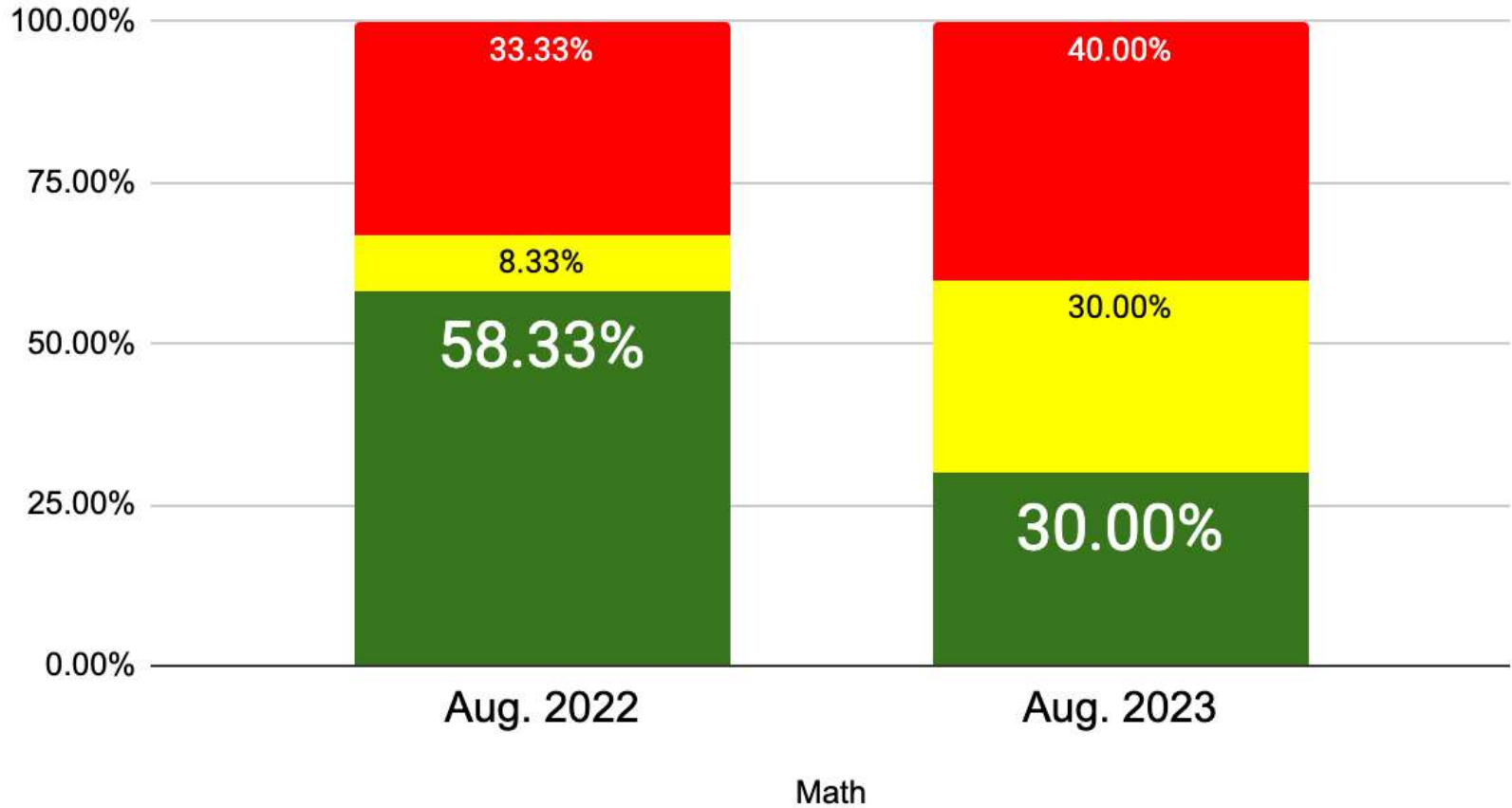
K Math Istation





# 1st Grade

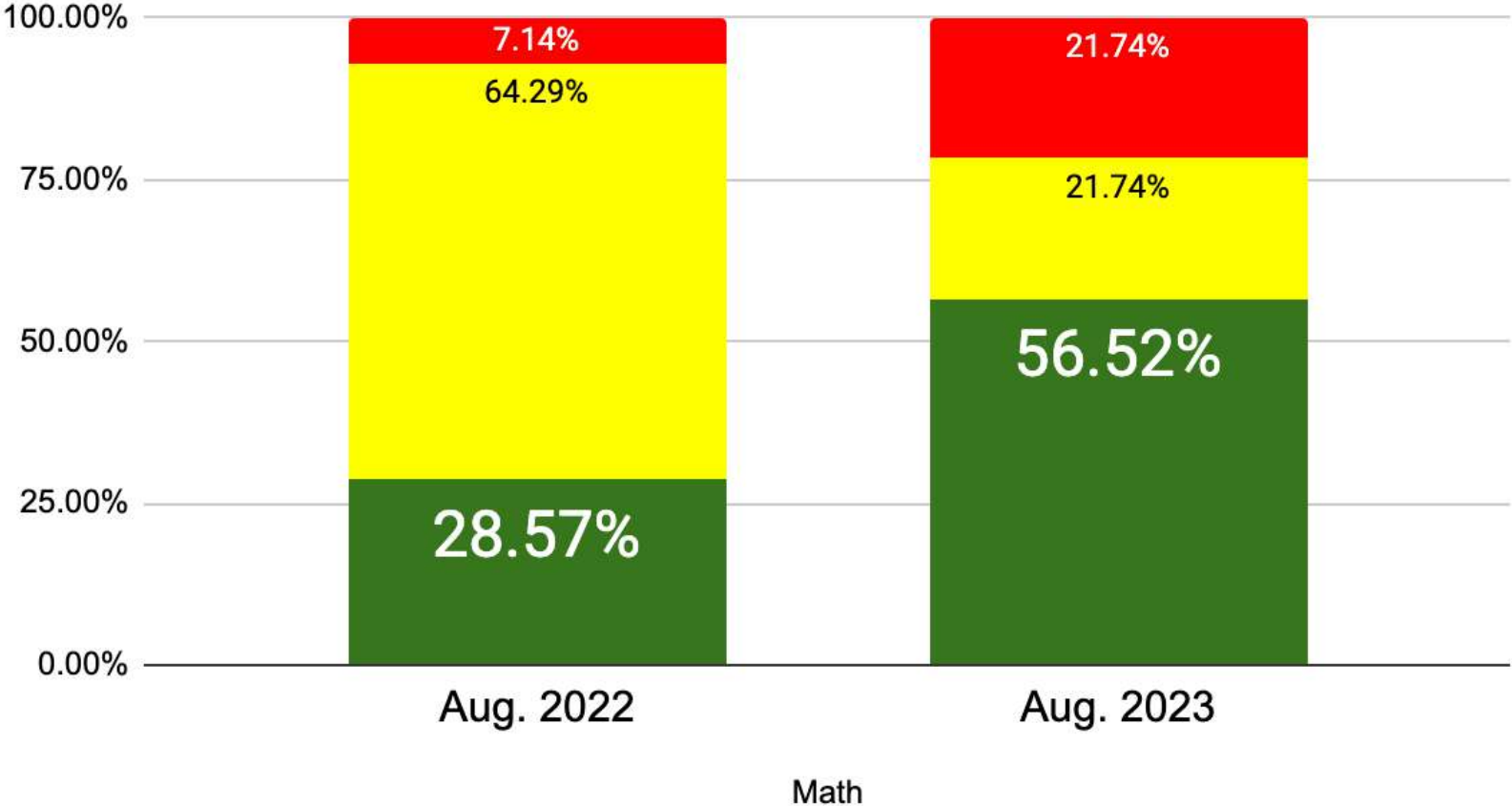
1st Math Istation





# 2nd Grade

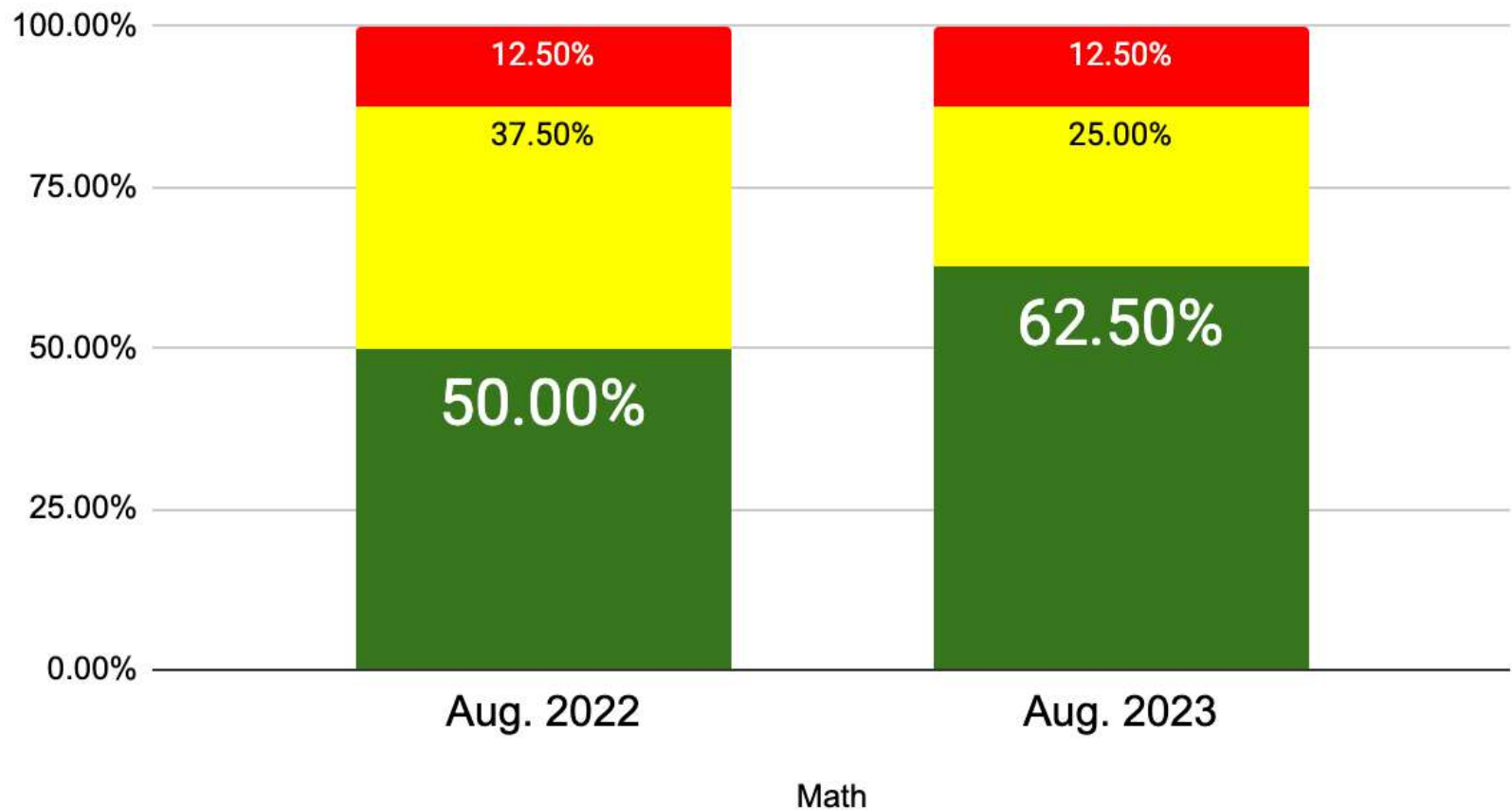
2nd Math Istation





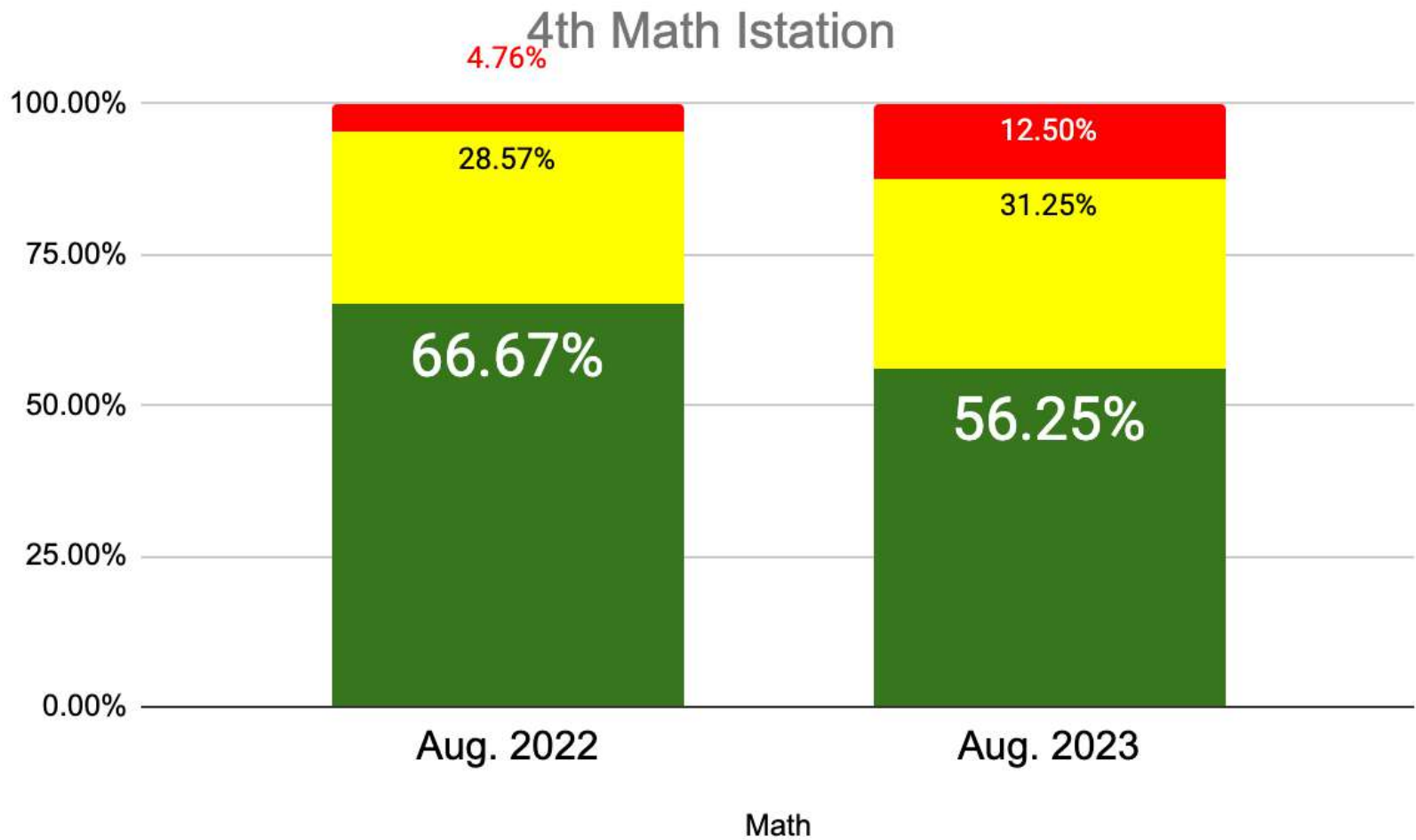
# 3rd Grade

3rd Math Istation





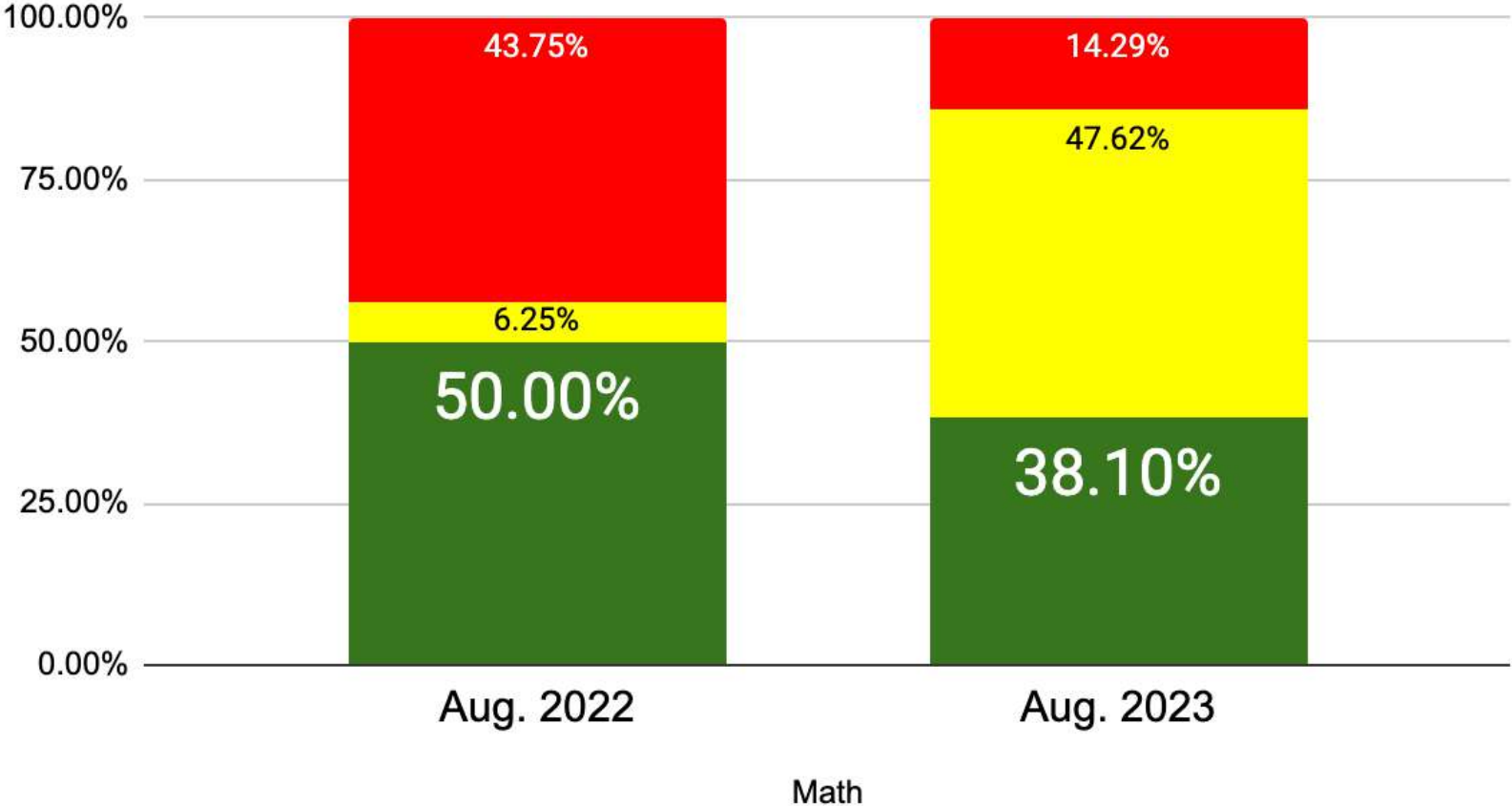
# 4th Grade





# 5th Grade

5th Math Istation







# Enrollment

	BES	GVE
2015-2016	69	110
2016-2017	59	91
2017-2018	56	86
2018-2019	53	77
2019-2020	49	85
2020-2021	44	85
2021-2022	38	84
2022-2023	38 w/PK 32 w/o	102 w/PK 86 w/o
2023-2024	35 w/o	98* w/PK 86 w/o



*Bruneau-Grand View*  
JOINT SCHOOL DISTRICT #365

# Upcoming Events

September 15 - Professional Development

September 20 - School Talks

September 28 - Homecoming Football Game

October 10 - Board Meeting



# Employee Recognition



*Bruneau-Grand View*  
JOINT SCHOOL DISTRICT #365

# Principal Report

Rimrock JR/SR High

*Mr. Jon Waterlander*

# Principal Goals

**Rimrock Vision: To be the premier small, rural, public Jr-Sr High School in Idaho...a place our students, staff, graduates and community can be proud of!**

**Goal #1: Graduates will develop relevant work-ready skills that prepare them for success in colleges and careers:**

- 100% HS students will complete job-specific certifications/training AND/OR gain acceptance into college

**Goal #2: Rimrock students will demonstrate significant academic growth and achievement during the 2023-2024 school year:**

- ISAT ELA Proficiency - **JH Goal: 60%** (last year = 46%); **HS Goal: 40%** (last year = 14%)
- ISAT Math Proficiency - **JH Goal: 60%** (last year = 56%); **HS Goal: 40%** (last year = 7%)
- ISAT Science Proficiency - **JH Goal: 40%** (last year = 25%); **HS Goal: 30%** (last year = 7%)
- MAP Growth: Math: 70% in 60th Percentile; Reading: 60% / 60th Percentile; Language: 60% in 60th Percentile

**Goal #3: Rimrock students will internalize & represent the core values of Integrity, Respect, and Effort**

- BRtI 3rd Violations ≤ 10% (CURRENT = **0%**), 4th Violations ≤ 4% (CURRENT = **0%**)
- Average Daily Attendance (ADA) ≥ 95% (CURRENT = **96.8%**; last year = 93.7%)
- >80% Missing Assignment Completion Rate over past month (source = ICU) (CURRENT = **77.1%**)
- Rimrock will implement Sources of Strength with peer leaders executing at least 1 event/quarter

# Rimrock Academics

- **Senior Project Proposals**

- Occurred today
- One (1) Proposal seeking Board concurrence: **Ashten Moore**
  - Shot Put Pit
  - Uses existing slab
  - Near long jump run
  - Maintenance-approved



- **MAP Assessments**

- Reading / Language this week
- Math next week
- Baseline data presented next month

# Rimrock Behavior & Culture

- **Behavior Response to Intervention (BRtI)**
  - **Thirty-Seven (37) 1st Violations, One (1) 2nd Violations (CAO 9Sep23)**
    - **Primary Reasons: Disrupting Class (12), Integrity (8)**
    - **Secondary Reasons: Personal Electronics (5); Swearing (4); Food/Drink (4); Inappropriate Physical Contact (3)**
  - **One suspension (4 days) issued for Possession/Use of Vape (non-THC)**
- **Athletics Update**
  - **Football / Volleyball / Cross-Country Results**
  - **Reclassification Update**
- **Employee Recognition:**

**Kelly Bow & Stephanie Danner (JH Math Team)**



*Bruneau-Grand View*  
JOINT SCHOOL DISTRICT #365

# Superintendent Report

Rimrock JR/SR High

*Mr. Jeff Blaser*



# **Supt. Supplemental Report Summary**

Policy Review

Grounds and Maintenance Report

Securing Our Futures Grant

Monthly Finance Report

Continuous Improvement Plan

Superintendent Goals (Approval - Action Item II)

# Policy 9409 (Review)

- Pursuant to its authority under Idaho Code Title 18 (18-3302D) (f) Notwithstanding the provisions of section 18-3302C, Idaho Code, a person or an employee of the school or school district may be authorized to carry a firearm with the permission of the board of trustees of the school district or the governing board.

Review – 9409

Provided in Board Packet

Executive Session –

6. 7. Each Additional Year

A.A. The employee submits a request to continue to conceal carry on District property;

B.B. The Board will review the employee's request in an executive session to continue to

i. conceal carry on District property

ii.i. The Board will either deny or approve the request


C.C. The employee shall be required to provide updated documentation as to permits/licenses as appropriate

7.

# Grounds and Maintenance Report (J. McClure)

1. Request for bids were sent to the following contractors;
  - \*C2 construction
  - \*Skyline construction
  - \*Rangeland Construction
2. Auditorium Structural Damage – Cracks in the ceiling, interior and exterior walls
3. Rimrock Portable Roof and Deck
4. District Housing Repairs and Maintenance
5. SW Dist. Health Inspection – Water systems

Auditorium Structural Damage – Cracks in the ceiling, interior and exterior walls



# Grounds and Maintenance Report

(J. McClure)

Other Maintenance Information for August:





# Securing our Future Grant

Grant total - \$14,835.00

Project will include installing access control camera entry devices at all three schools.

- PO is being processed with the installation company
- Installation will be scheduled in the next two weeks
- Expect installation by the middle of October

**REVENUES**

- Revenues should be at approximately 16% at the end of August
- Earnings on Investments continues to show aggressive gains
- Other Local – Budgeted 3000. We received above this amount various checks – Approx. \$6900 CTE Grant reimbursement, \$800 American Fidelity reimbursement...
- State Based Apportionment – The State frontloaded a portion of our Discretionary funds. Placed in Salary Based Apportionment
- Lottery/Additional State Maintenance – Funds received from the State Lottery Commission. It is paid in installments. This is one of those. (For Building Maintenance)
- EXPENDITURES**
- Total Board of Education Program – Annual payment for District’s insurance coverage.
- Fund Transfers – We moved \$200K into Plant Facilities in anticipation of the upcoming remodel work at the Integrity building. Wanting to keep the Plant Facility Line at a minimum of \$500K
- Depreciation Transfer (Bus) – Funds received for bus depreciation \$22,988 moved 100% for a future bus purchase

# Financial Report - August

BRUNEAU-GRANDVIEW SCHOOL DIST #365 YEAR TO DATE REVENUE AND EXPENDITURES FY 2023- 2024 AUGUST 16%					
ACCT NAME	BUDGETED	MTD ACTIVITY	YTD ACTIVITY	BALANCE	YTD%
PRIOR YEAR FUND BALANCE	-\$417,102.00	\$0.00	\$0.00	-\$417,102.00	0%
ELMORE/OWYHEE/TAXES SUPPLEMENTAL	\$0.00	\$0.00	\$0.00	\$0.00	0%
DEL TAXES INT & PENALTY	-\$300.00	\$0.00	\$0.00	-\$300.00	0%
EARNINGS ON INVESTMENTS	-\$75,000.00	-\$43.45	-\$14,051.15	-\$60,948.85	19%
RENTAL OF FACILITIES	-\$300.00	\$0.00	\$0.00	-\$300.00	0%
DONATIONS AND GRANTS	-\$350.00	\$0.00	\$0.00	-\$350.00	0%
OTHER LOCAL	-\$3,000.00	-\$1,293.12	-\$8,117.64	\$5,117.64	271%
STATE BASE APPORTIONMENT	-\$2,335,373.00	-\$2,335,373.00	-\$2,335,373.00	\$0.00	100%
TRANSPORTATION SUPPORT	-\$213,010.00	\$0.00	\$0.00	-\$213,010.00	0%
BORDER TUITION	-\$1,309,947.00	\$0.00	\$0.00	-\$1,309,947.00	0%
BENEFITS APPORTIONMENT	-\$315,199.00	-\$719.00	-\$719.00	-\$314,480.00	0%
OTHER STATE SCHOOL SUPPORT RES.	-\$196,764.00	\$0.00	\$0.00	-\$196,764.00	0%
OTHER STATE REVENUE	\$0.00	\$0.00	\$0.00	\$0.00	0%
LOTTERY/ADDITIONAL STATE MAINT.	-\$58,416.00	-\$26,365.00	-\$26,365.00	-\$32,051.00	45%
AGRIC PROP TAX/AG REPLACEMENT	-\$33,722.00	\$0.00	\$0.00	-\$33,722.00	0%
IMPACT AID	-\$230,000.00	\$0.00	\$0.00	-\$230,000.00	0%
<b>** TOTAL REVENUE</b>	<b>-\$5,188,483.00</b>	<b>-\$2,363,793.57</b>	<b>-\$2,390,593.79</b>	<b>-\$2,797,889.21</b>	<b>46%</b>
*****					
	BUDGETED	MTD ACTIVITY	YTD ACTIVITY	BALANCE	YTD%
**TOTAL ELEMENTARY PROGRAM	\$1,539,329.00	\$51,466.70	\$133,929.86	\$1,405,399.14	9%
**TOTAL SECONDARY PROGRAM	\$1,533,847.00	\$62,172.54	\$161,241.94	\$1,372,705.06	11%
**TOTAL EXCEPTIONAL CHILD PROGRAM	\$175,412.00	\$6,232.26	\$12,464.52	\$162,947.48	7%
**TOTAL GT PROGRAM	\$5,253.00	\$0.00	\$0.00	\$5,253.00	0%
**TOTAL EXTRA CURRICULAR	\$109,724.00	\$1,418.20	\$2,333.61	\$107,390.39	2%
**TOTAL SCHOOL ACTIVITY PROGRAM	\$599.00	\$0.00	\$0.00	\$599.00	0%
***TOTAL INSTRUCTION	\$3,364,164.00	\$121,289.70	\$309,869.93	\$3,054,294.07	9%
**TOTAL GUIDANCE-HEALTH PROGRAM	\$84,848.00	\$5,293.40	\$10,118.41	\$74,729.59	12%
**TOTAL SPECIAL SERVICES PROGRAM	\$30,152.00	\$0.00	\$0.00	\$30,152.00	0%
**TOTAL INSTRUCTION IMPROVEMENT	\$24,527.00	\$150.00	\$923.30	\$23,603.70	4%
**TOTAL TECHNOLOGY PROGRAM**	\$25,500.00	\$0.00	\$0.00	\$25,500.00	0%
**TOTAL BOARD OF EDUCATION PROGRAM	\$85,185.00	\$54.75	\$45,752.75	\$39,432.25	54%
**TOTAL DISTRICT ADMINISTRATION	\$136,368.00	\$11,221.83	\$21,570.93	\$114,797.09	16%
**TOTAL SCHOOL ADMINISTRATION	\$250,305.00	\$20,136.46	\$37,499.50	\$212,805.50	15%
**TOTAL BUSINESS OPERATIONS	\$73,430.00	\$5,448.39	\$10,617.22	\$62,812.78	14%
**TOTAL BUILDINGS-CARE PROGRAM	\$277,775.00	\$16,636.84	\$27,507.70	\$250,267.30	10%
**TOTAL MAINTENANCE-BLDGS & EQUIP.	\$269,470.00	\$12,194.60	\$21,156.97	\$248,313.03	8%
**TOTAL MAINTENANCE-GROUNDS	\$58,473.00	\$3,565.12	\$6,204.29	\$52,268.71	11%
**TOTAL PUPIL TO SCHOOL TRANSPORT	\$319,483.00	\$10,027.29	\$14,726.91	\$304,756.09	5%
**TOTAL PUPIL ACTIVITY TRANSPORT	\$8,612.00	\$0.00	\$0.00	\$8,612.00	0%
**TOTAL DISTRICT VEHICLE PROGRAM	\$12,761.00	\$220.97	\$220.97	\$12,540.03	2%
***TOTAL SUPPORT SERVICES	\$1,656,889.00	\$85,449.65	\$196,298.93	\$1,460,590.07	12%
***TOTAL NON-INSTRUCTION	\$14,230.00	\$448.39	\$888.62	\$13,341.38	6%
FUND TRANSFERS	\$200,000.00	\$200,000.00	\$200,000.00	\$0.00	100%
DEPRECIATION (BUS) TRANSFER	\$22,988.00	\$22,988.00	\$22,988.00	\$0.00	100%
<b>***TOTAL EXPENDITURES</b>	<b>\$5,258,271.00</b>	<b>\$430,175.74</b>	<b>\$730,045.48</b>	<b>\$4,528,225.52</b>	<b>14%</b>
*****					
FUND BALANCE GP	-\$2,579,444.18	-\$1,933,617.83	-\$4,513,062.01		
FEDERAL FOREST FUND BALANCE	-\$26,600.09	\$0.00	-\$26,600.09		
RENTAL & DEV. FUND BALANCE	-\$105,533.14	-\$1,255.56	-\$106,788.70		
FUND BALANCE FOOD SERVICE	\$5,582.56	\$2,734.14	\$8,316.70		
FUND BALANCE - BOND	-\$390,129.17	-\$189,017.63	-\$579,146.80		
FUND BALANCE PLANT FACILITY	-\$503,669.53	-\$200,000.00	-\$703,669.53		
FUND BALANCE BUS REPLACEMENT FUND	-\$28,638.00	-\$22,988.00	-\$51,626.00		
FUND BALANCE - SCHOLARSHIP	-\$22,602.13	\$500.00	-\$22,102.13		



# Data - Continuous Improvement Plan - CIP

- ❑ How the community is involved in our continuous improvement?
- ❑ What are our Student Achievement and Growth Metrics?
- ❑ What are the most current Literacy Proficiency and Growth Metrics?
- ❑ How are we measuring growth for literacy goals and setting growth targets?
- ❑ How do we measure progress toward college and career advising and mentoring?
- ❑ What does our past Staff Performance look like?

# 2023-24 Superintendent Goals

- **1 - Measurable Outcomes** - At the May 14 school board meeting, Trustees will be presented with data showing student participation in college and career resources offered during the school year. The data will show the number of students who participated in work ready skills as provided for grades K-12.
- **2 - Measurable Outcomes** - Upon completion of the spring 2024 IRI and ISAT testing cycle, a summative report by grade level cohort will be presented to the Trustees. The summative report will show a pattern of academic growth for each cohort when compared to assessment data collected in the spring of the 2022-23 school year.
- **3 - Measurable Outcomes** - At the June 10 School Board meeting, Rimrock building administration will provide the instructional staff and Board of Trustees with measurable student behavior data showing the outcome from the Response To instructional Interventions offered over the course of the school year.
- **4 - Measurable Outcomes** - At the June 10 School Board meeting, the Superintendent will present to the school board a comprehensive District Safety Review. The plan will include a Building Vulnerability Assessment for BES, GVE, and Rimrock.
- **5 - Measurable Outcomes** - At the June 10 School Board meeting, the Superintendent will present a complete Bruneau-Grand View School District Policy Manual with an updated numeric index system from 1000 – 9000. The District's Policy Manual will be re-posted with the updated index system on the district website.



A banner with a light beige background featuring a stylized mountain range. The text 'Bruneau-Grand View' is written in a large, black, cursive font. Below it, 'JOINT SCHOOL DISTRICT #365' is written in a smaller, black, sans-serif font. The banner is framed by a dark green border with a gold inner line.